

LUT-LVU-2  
Emergency Inverter Series



The LUT-LVU-2 of micro inverters is an easy solution for emergency power needs. Designed with LVS advanced Pure Sine Wave technology, the micro inverters provide direct AC power and full illumination to lighting sources including LED and fluorescent. With an ultra-wide .5 lead to .5 lag load power factor range, LVS inverters offer unmatched compatibility, allowing existing fixtures to be used for both normal operation and emergency lighting without affecting the aesthetic design of the space.

Catalog #		Type
Project		
Comments		Date
Prepared by		

ELECTRICAL SPECIFICATIONS

INPUT

Input Voltage.....Auto Select 120-277V, 1-phase 2-wire +10% -15%  
 Input Frequency.....60Hz. +/- 3%  
 Max Input Rating.....33VA  
 Max Input Current.....0.28 amps at 120V or 0.12 amps at 277V  
 Harmonic Distortion.....<10% for resistive load

OUTPUT

Output Voltage.....120 / 277V, 1-phase 2-wire + ground (same as input)  
 Frequency.....60 Hz +/- .10 Hz during emergency mode  
 Load Power Factor.....0.5 leading to 0.5 lagging  
 Inverter Overload.....150% for 2 seconds, 115% continuous  
 Output Types.....Normally on, normally off or switched  
 Crest Factor.....5  
 Auto Dimming.....Automatically dims to maintain power output<sup>1</sup>

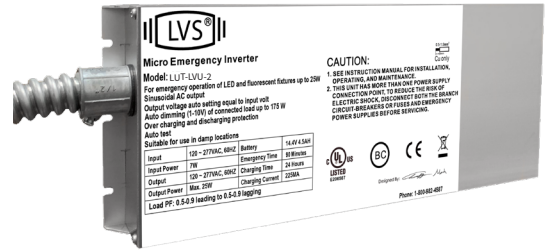
OTHER

Compatible Light Sources.....LED, Fluorescent  
 Transfer Time.....250 milliseconds  
 Minimum Emergency Operation.....90 minutes Operating  
 Temperature Inverter.....0° - 50° C; 32° - 122° F  
 Operating Temperature Battery.....0° - 50° C; 32° - 122° F  
 Total Normal Power.....125 Dimmed to LVU (LVU-2), 250 Dimmed to 50W (LVU-5)  
 Battery.....NiCd  
 Warranty.....5-Year standard warranty

<sup>1</sup>If 0-10V dimming wires are connected, the unit automatically dims to maintain power output within rating.

FEATURES

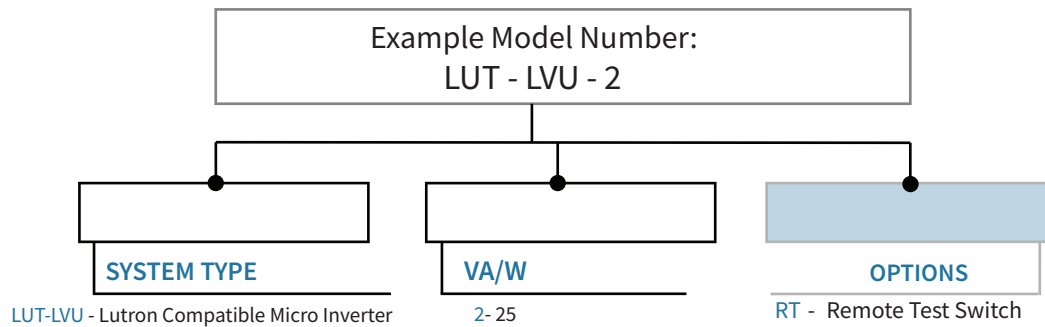
- PWM/MOSFET Pure Sine Wave inverter technology
- Self-testing and self-diagnostics
- Compatible with LED and Fluorescent light sources
- Ultra-wide power factor range from .5 leading to .5 lagging
- UL 924 Listed, Damp Location Rated, Plenum Rated, CEC Title 20 Approved
- Output options Normally ON, Switched or Normally OFF
- Auto-selected input
- Multi-function LED & Test Switch
- 5-Year warranty on all parts including batteries
- Compact design can be mounted in any direction
- Remote Mount - No distance limitations depending on wattage and wire selected



LUT-LVU-2  
Emergency Inverter Series  
**25VA**  
With Automatic 0-10V Load Shedding



## ORDERING GUIDE

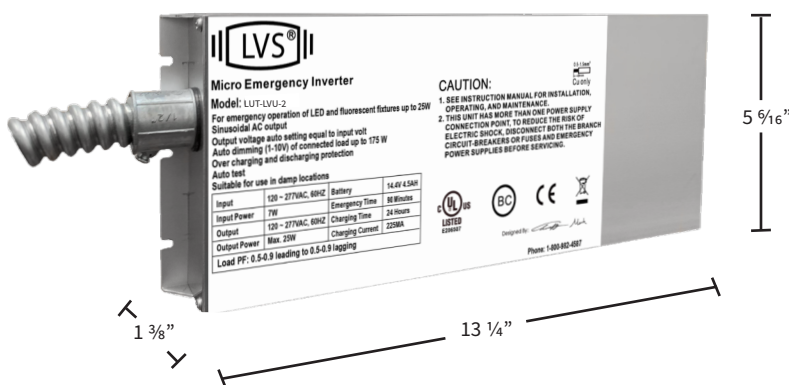


- = Required feature for part number.
- = Optional feature. Not required for part number.



Optional Remote Test Switch

## DIMENSIONS



## The unit can be mounted in any direction

### Clearances

- Top: 1"
- Sides: 1"
- Front: 1"
- 1" Clearance is recommended to allow the natural dispersion of heat

### Weight

6 lbs

### Conduit

- 3/6" Flexible Conduit Tail
- Fits 7/8" Diameter Conduit Hole With Connector